

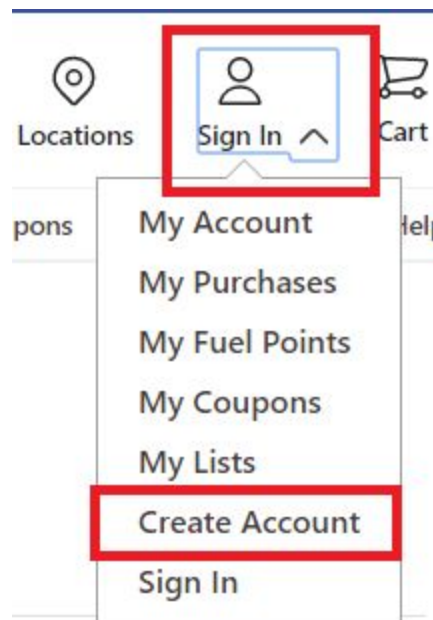
# Kroger Pickup Instructions

## 1. Getting to the website

- a. Go to <http://www.kroger.com>

## 2. Creating an Account

- a. If you already have an account then you can sign in and skip to step 3 below, otherwise follow the rest of the instructions below for creating an account
- b. Click the “Sign In” button near the top right followed by the “Create Account” button



- c. You will be prompted to enter your name, email address and a password. It will also ask you if you already have a Kroger card that you want to enter the ID of or if you want to enter an alternate ID to use instead. Once you select which option you want then you can enter the information below. If you select the option on


the left (“Add your Plus Card or Alt ID Number”)


First Name

Last Name

Email Address

Password

 Minimum of 8 characters

 At least one letter and one number

### Plus Card or Alt ID

Access hundreds of digital coupons, track your savings, check your fuel points, and more.



Add your Plus Card or  
Alt ID Number



Create a new Alt ID to  
use in-store

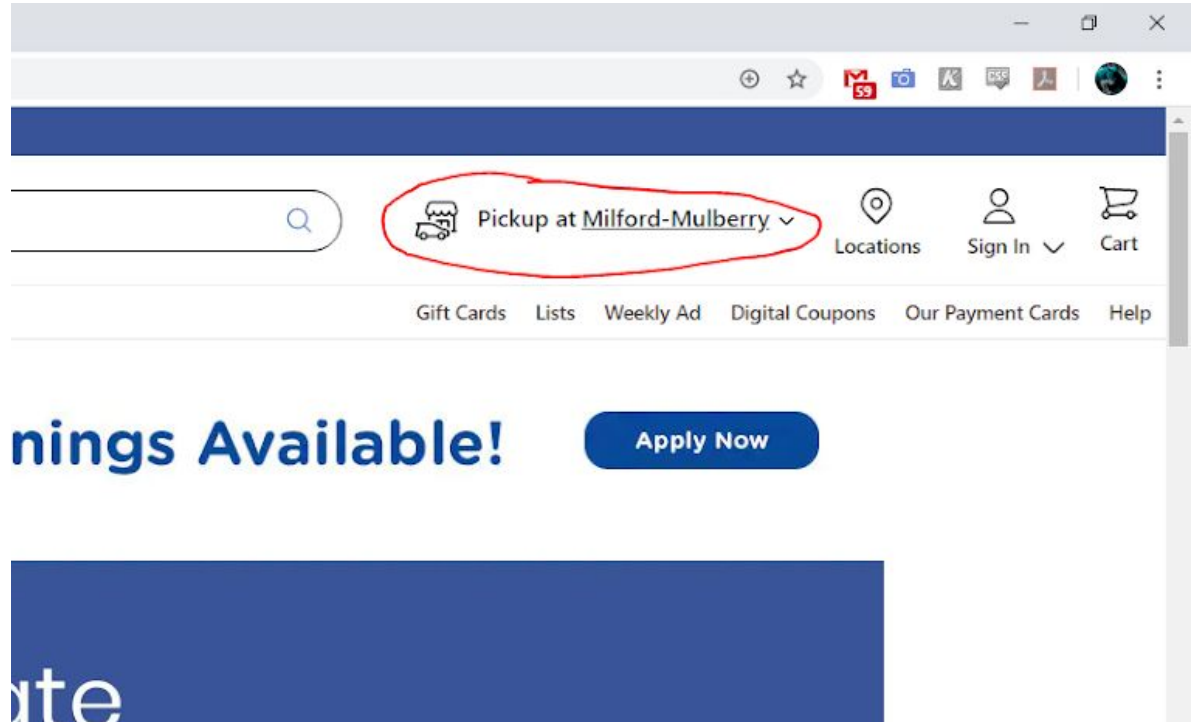
Create Alt ID Number



- d. You will likely get an email asking you to confirm by clicking a link. Once you do then you can sign in by going to the original place you created the account but instead choosing “Sign In” and entering your credentials

### 3. Selecting a Store Location

- a. Once you have an account and are signed in, check the store location in the top right, it should be located here:



- b. If the location is not currently set to your local Kroger store then click the current location name and a box will popup like the one below. Type in your zip code and click the Search button, then click the "Change Store" button to select from the available stores. Note: if you want to get your groceries delivered you will need to click the "Start Shopping" button on the item line which says "Delivery" on the




left.

### Where do you want to get your items? ×

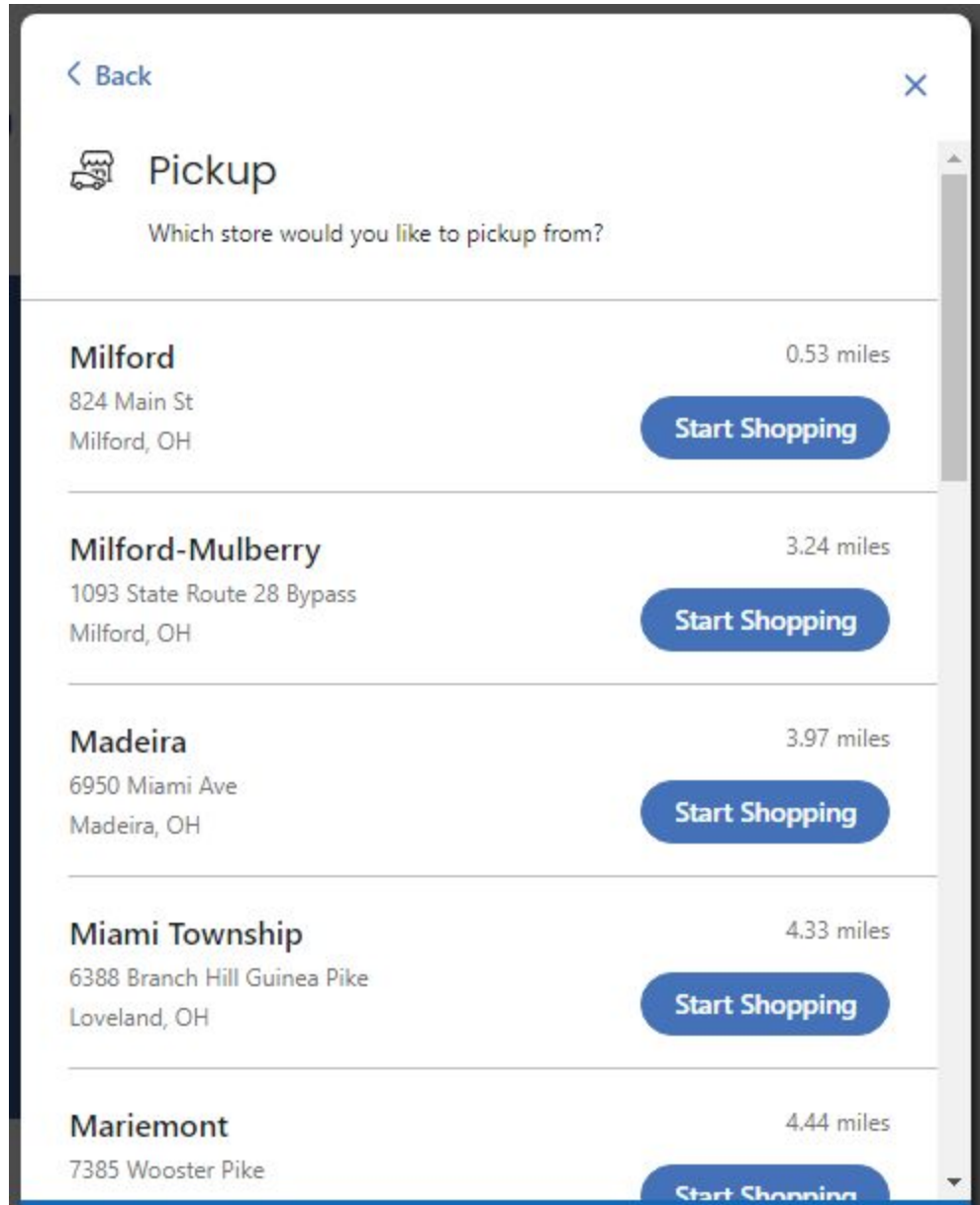
Search by ZIP

 × Search

Viewing options for 45150

 <b>Pickup</b>	<span>★</span> Currently Shopping Milford-Mulberry
Same-day Only \$4.95	<span>Change Store</span>
 <b>Delivery</b>	<span>Start Shopping</span>
Within hours Only \$9.95	
 <b>Ship</b>	<span>Start Shopping</span>
As soon as 1-3 days FREE \$35 min	

- c. Once you find the store you want click the “Start Shopping” button.



## 4. Shopping

- a. To the left of the Store Selector there is a search bar, you can enter a term for an item that you want to find like “banana”



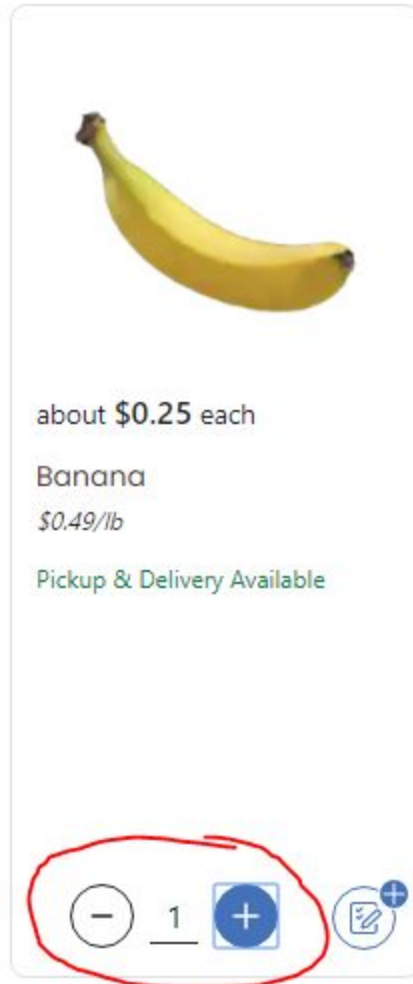
- b. Your results will be shown below and you can add as many of them as you want to your cart by clicking the “Add to Cart” button

The screenshot shows a web browser window with the URL [kroger.com/search?query=banana&searchType=natural](https://www.kroger.com/search?query=banana&searchType=natural). The page displays 187 search results for 'banana'. The top navigation bar includes links for 'Gift Cards', 'Lists', 'Weekly Ad', and 'Digital Coupons'. Below the search bar, there are tabs for 'Products (187)' and 'Coupons (1)'. A sidebar on the left offers filtering options for 'Categories', 'Brands', and 'Nutrition'. The main content area features a grid of product cards. Each card includes an image of the product, its name, price, and an 'Add to Cart' button. The products shown include:

- Banana: about \$0.25 each, \$0.49/lb, Pickup & Delivery Available.
- Chobani Strawberry Banana on the Bottom Low-Fat Greek Yogurt: \$1.25, 5.3 oz, Pickup & Delivery Available.
- Dannon DanActive Strawberry & Blueberry Probiotic Daily Yogurt Drinks: \$5.59, 8 ct / 3.1 fl oz, Pickup & Delivery Available.
- Organic Banana: about \$0.35 each, \$0.69/lb, Pickup & Delivery Available.
- Banana - Plantains: \$0.59, 7 each, Pickup & Delivery Available.
- Yoplait Banana: \$0.60, 6 oz, Pickup & Delivery Available.

Below the main grid, there are 'Featured' sections for GODIVA products.

- c. If you want more or less of an item you can click the - or + button to decrease or increase the amount in your cart



- d. Continue to add items until you have everything that you want  
e. Once you are done, click on your cart in the top right of the page



- f. The cart will show you everything that you have added. Note a couple of things on this page, first the button circled on the left will turn on or off the option to allow Kroger to substitute items that are similar or the same (but a different brand) for things that they may be out of when they go to fulfill your order. The button on the right which says "Check Out Pickup Items" will allow you to finalize

## your order and pay

Home > Shopping Cart


### Pickup Items

We do the shopping and bring it to your car.

Allow substitutions for out-of-stock items. [Learn More](#)

Item Count: 1 Change to Delivery

Estimated Total: \$0.25

Item Description	Unit Price	Quantity	Total Price
 Banana each	\$0.25	- 1 +	\$0.25

[Substitutions & Instructions](#) ▾

Hide All Items

Cart Summary

Pickup Items: 1

Estimated Total: \$0.25

Final price will be determined when you receive your order. [See Details](#)

Check Out Pickup Items


Only credit or debit accepted.


- g. On this page you will need to select a date to pick up your groceries as well as a time, then continue to pay using the button on the right.

Schedule Pickup Order

Schedule Pay Complete

Currently Shopping

 Pickup  
Pickup Fee: \$4.95

 **Milford-Mulberry**  
1093 State Route 28 Bypass  
Milford, OH 45150




Select a Date:  
Tuesday, March 24th ▾

Select a Time:

- 2pm - 3pm Reserve
- 3pm - 4pm Reserve
- 4pm - 5pm Reserve
- 5pm - 6pm Reserve
- 6pm - 7pm Reserve

[View More Times](#) ▾

Thank you for choosing Pickup!

-  Follow the signs to the Pickup area.  
It may be located on the side of the building.
-  A friendly associate will load your items into your car.  
They'll also discuss any substitutions with you.
-  Take your items and enjoy your day!  
Your checkout will complete automatically.

Continue to Payment



## 5. Pick Up

- a. To pickup your groceries either you or someone you know will need to show up to Kroger between the allocated times
- b. There are special parking spots close to the store which have signs with a phone number on them, you simply call and tell them you are there and they will come out to your car and load the groceries in your car. The signs will look something like this (NOTE: this is just an example sign, this is not the actual phone number you will likely call)



## 6. Frequently Asked Questions

- a. Kroger has an official FAQ here: <https://www.kroger.com/topic/clicklist>